


# Year 4 - Drawing - Power Prints - Term 1


## Key Vocabulary

<b>Collaborate</b>	Work in a group to create a shared artwork
<b>Collage</b>	Cutting, arranging and sticking materials like paper, fabric etc to a background
<b>Composition</b>	Putting different elements together in a pleasing way
<b>Engraving</b>	Lines cut into a hard surface which is covered in ink and printed
<b>Printing technique</b>	Creating prints in different ways e.g. monoprint, block print
<b>Proportion</b>	How big one element of an artwork appears compared to the whole thing
<b>Shading</b>	Drawn marks to illustrate degrees of light and dark
<b>Tone</b>	How light or dark something is
<b>Wax-resist</b>	Using wax to stop another material, like paint, from sticking permanently to a surface

## Mark making with a pencil




Hatching



Cross-hatching

## Mark making with charcoal

- Use the tip of the charcoal for sharp lines
- Blend light and dark areas to create tone.
- Use a rubber to draw light tones.



## Proportion

- Use the relative size and shape of objects to help draw them in proportion.
- Artists use proportion to help make drawings look realistic.
- Artists can exaggerate proportion to draw attention to one aspect of an artwork.




### Creating contrast



### Block printing

- Draw your design on the polystyrene block, pressing in with the pencil
- Don't press too hard!
- Apply ink or paint to the block
- Press the block ink-side down to print it



### Henri Matisse

- Painted with bold shapes and colours in the 'Fauvist' style.
- Made paper cut-outs when he could no longer stand up to paint.
- He called his collage style 'Painting with scissors'.



### Artists

Georges Seurat

Ed Ruscha

Fernando Botero

Alberto  
Giacometti

Henry Moore

### To know statements



I know how to draw using tone to create a 3D effect.

I know how to explore proportion and tone when drawing.

I know how to plan a composition for a mixed-media drawing.

I know how to use shading techniques to create pattern and contrast.

I know how to work collaboratively to develop drawings into prints.

What can you remember from previous work?

How do artists use shape in drawing?  
How can you use shading to create tone  
What is an observational drawing?

Anything else you have learnt? What have you enjoyed?