

Year 4 - Painting and mixed media - Light and Dark - Term 2


Key Vocabulary

Composition	Putting different elements together in a pleasing way
Hue	Describing an exact colour: sky blue, dark green, rose pink
Proportion	How big a part of something looks compared to the rest of it
Shade	Adding black to a colour makes a shade
Shadow	A dark area created when light is blocked
Still life	An artwork showing a collection of things that don't move, e.g. objects rather than people
Tint	Adding white to a colour makes a tint
Tone	How light or dark a colour is

Still life



Creating contrast




Contrasting texture




Contrasting colours



Using tints and shades can help a painted object appear three-dimensional




Portrait



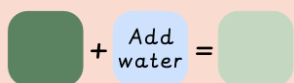
Landscape

Colour mixing



Making colours lighter:

+ a lighter colour
+ water
+ white




Making colours darker:

+ a darker colour
+ black



Painting techniques



Dabbing



Stippling



Pointillism



Adding texture to paint



Washes



Using different tools

To know statements

✓ X

I know how to investigate different ways of applying paint and to be able to mix tints and shades of a colour.

I know how to use tints and shades to give a three-dimensional effect when painting

I know how to explore how paint can create very different effects

I know how to consider proportion and composition when planning a still life painting

I know how to apply knowledge of colour mixing and painting techniques to create a finished piece.

What can you remember from previous work?

How can you mix colours to create other colours?

How can you create texture with paint?

What is collage?

Anything else you have learnt? What have you enjoyed?