

Year 3 - Drawing - Growing Artists - Term 1

Key Vocabulary

Abstract	Art where the subject doesn't necessarily look like it does in real life.
Botanical art	To depict whole plants or parts of plants that is visually pleasing and scientifically accurate.
Composition	Putting different elements together in a pleasing way.
Geometric	A regular shape with angles and straight lines.
Organic	Irregular natural shapes.
Scale	The size of what is being drawn.
Shading	Drawn marks to show areas of light and dark.
Texture	A surface quality that is not flat.
Tone	The light and dark something is.

Artists

Georgia O'Keeffe

Charles Darwin

Maud Purdy


Max Ernst

Carl Linneaus

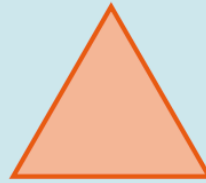
Everything in our world is made from simple shapes. Identifying shapes within objects will help you to draw more accurately.



Squares and rectangles



Circles and ovals



Triangles



Straight lines



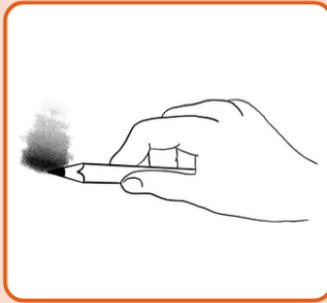
Wavy lines



Holding a pencil to shade



Detail grip
(Writing grip)



Shading grip


The four rules of shading

To shade in
ONE direction


To not leave
any gaps

To work neatly
to the edges

To create smooth
even tones



Creating tones:



Dark tones
show where
there is less
light on an
object. Pressing
firmly with your
pencil when you
shade will
create darker
tones.

Light tones
show where
there is more
light on the
subject and less
pressure is
needed when
you shade.

To know statements



I know how artists
use shape in
drawing.

I know how to
create tone in
drawing by
shading

I know how texture
can be created
and used to make
art

I know how to
apply
observational
drawing skills to
create detailed
studies

I know how to
explore
composition and
scale to create
abstract drawings

What can you remember from previous work?

Describe a series of line 'shapes' you can use when drawing.

What different drawing materials are there, how do you use them and what id the effect of using them?

Anything else you have learnt? What have you enjoyed?